

## RALLI INTERNATIONAL SCHOOL

SESSION: 2024-25

CLASS 1

ENGLISH

MONTH: APRIL

ACTIVITY: SHARPEN OUR BRAIN

*An activity “Sharpen our Brain” was conducted for the students of Grade I. The teacher handed out two sticky notes to each student. On one note, the students wrote their names, and on the other, they sorted the letters of their names alphabetically. This exercise improved their memory recall, understanding of alphabetical order, fine motor skills, and self-awareness.*



MONTH: MAY

ACTIVITY: ARTICLES WITH JUMBLE WORDS

*An activity “Articles with Jumble Boards” was conducted for the students of Grade I. The teacher divided the class into four groups and assigned each group a jumbled word. The students rearranged the letters to form meaningful words. For an added challenge, they also used appropriate articles with the words. For example, the jumbled letters “p a p e l” became “an apple.” This activity helped to develop critical thinking and problem-solving skills through the challenge of unscrambling words. It also provided an interactive and engaging way to learn grammar, making the lesson more enjoyable and memorable.*

## HINDI

### MONTH: APRIL

#### विषय - शब्द बनाओ - दो, तीन, चार अक्षर के शब्द

इस गतिविधि के अंतर्गत एक मेज़ पर अलग अक्षरों के फ्लैशकार्ड लगाए गए। प्रत्येक विद्यार्थी बारी- बारी से आए तथा उन्होंने मेज़ पर रखे अक्षरों को खोजा एवं अक्षरों को जोड़कर स्वयं दो, तीन व चार अक्षर के शब्द बनाए तथा श्यामपट पर लिखे। इस गतिविधि के द्वारा छात्र अक्षरों को पहचानकर नए शब्द बनाने में सक्षम रहे।



### MONTH: MAY

#### विषय - शब्द अंताक्षरी - आ की मात्रा

इस गतिविधि के अंतर्गत कक्षा को तीन भागों में विभाजित किया गया। फिर पहले भाग से एक विद्यार्थी को बुलाकर एक अक्षर (जैसे- 'म') दिया गया और कहा गया कि दिए गए अक्षर से 'आ' की मात्रा का शब्द बताओ। उसके उपरांत अगले भाग से कहा गया कि पहले भाग के द्वारा बनाए गए शब्द के आखिरी अक्षर से आ की मात्रा का शब्द बनाए। इसी तरह बारी-बारी से हर विद्यार्थी से आ की मात्रा का शब्द सुना गया। इस गतिविधि द्वारा छात्रों का शब्दों के निर्माण के माध्यम से शब्दावली संवर्धन हुआ तथा टीम वर्क और मैत्रीपूर्ण प्रतिस्पर्धा को बढ़ावा मिला।



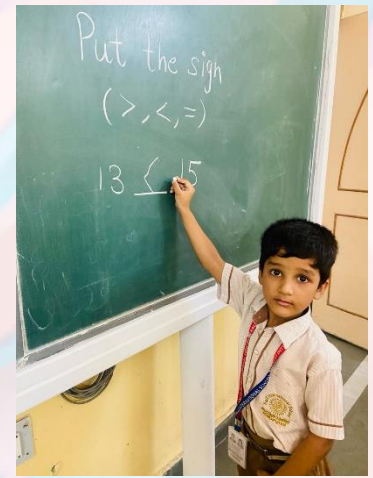
## MATH

### MONTH: APRIL

#### ACTIVITY: GUESS THE SIGN (<, >, =)

*This activity offered insights into the learning process and fostered a deeper understanding of numbers.*

To help students grasp the concept of less than, greater than and equal to an activity called 'GUESS THE SIGN' was conducted in the class. The class was divided into pairs, wherein each student brought 50 objects, such as kidney beans, beads, or buttons, and placed them in a bowl in the classroom. Students picked a handful of their objects and counted them. Each pair compared their numbers and used chalk to write the signs  $>$ ,  $<$ , or  $=$  on the blackboard.



### MONTH: MAY

### ACTIVITY: IMAGINATION STAR

To introduce the concept of patterns an activity "Imagination Star" was conducted for the students of Grade I. The students were taken for a nature walk inside the school premises and were asked to collect at least 10 objects each such as fallen leaves, twigs, dried flowers, stones of similar size etc. Students took them back to their classes and were asked to create a pattern using collected objects. Students observed the things and arranged them in beautiful patterns. They really enjoyed doing the activity. The teacher also asked them to draw patterns of the things they observed outside in their notebooks. They were appreciated using stars, smileys for the creative pattern created by them.



## EVS

### MONTH-APRIL

#### ACTIVITY-HEAD GEAR ACTIVITY

Students were given colorful strips and pasted their passport-sized photographs on them. They decorated their headgear with stickers, stars, and smileys. On their respective headgear, they wrote basic information about themselves, such as their name, age etc.

Students were able to state their basic information and were eager to learn more about their peers. They were happy to discover that many of their peers were in similar age groups. This activity helped enhance the students' social skills and creativity.



### MONTH-MAY

#### ACTIVITY: SENSE ORGANS

Grade 1 students participated in an interactive activity designed to familiarize them with the human sense organs and their functions. Several displays were set up along the corridor, each focusing on a different sense organs. The displays included colorful toys, soft toys, musical instruments, deodorants, flowers, and glasses containing salty, sweet, and lemon water and interactive activities to engage the students.



*The students enthusiastically explored each display, using their senses to understand the functions of the sense organs. Through hands-on exploration and guided instruction, students gained a deeper understanding of their sense organs and how they enable them to perceive the world around them.*



## COMPUTER

### ACTIVITY- IDENTIFICATION OF DIFFERENT TYPES OF MACHINES

*Students were asked to differentiate between different types of machines (Machines that runs on Electricity, Machines that runs on Fuel & Machines that run on Human Power). They were also asked to identify different natural and man-made things. The aim of this activity was to make them familiar with the purpose of using different machines and why computers are called smart machines.*





## CLASS 2

## ENGLISH

## MONTH: APRIL

## ACTIVITY- ACT IT OUT


*Punctuation involves using symbols such as full stops and question marks to divide written words into sentences. In this activity, the teacher narrated a story called "The Adventure of Little Bear," emphasizing full stops and question marks. The children listened to the story carefully and acted out each punctuation mark as it appeared in the story.*



## MONTH: MAY

### ACTIVITY-SPIN THE WHEEL

*Nouns are one of the most important part of speech in English. They are the foundation of our language and are essential for communication. In this activity, teacher provided a wheel like spinner to the children where letters were inscribed on it. The student came and spinned the wheel and the spinner stopped on a specific letter. The student had to think and speak the naming words starting from the letter.*



## HINDI

### MONTH-APRIL

#### मात्राओं का पौधा


गतिविधि के अंत में बच्चे मात्राओं का ज्ञान और उससे जुड़े शब्द बनाने एवं उच्चारण करने में सक्षम बने। मात्राओं को अच्छे से सीखने के कारण उन्हें बारह खड़ी को भी सीखने में आसानी हुई।



## MONTH-MAY

### रंगो की दुनिया

गतिविधि के अंत में बच्चे कुछ और नए रंगों और उनसे जुड़ी वस्तुओं से परिचित हुए। रंगों के बारे में सीखने से बच्चों को वस्तुओं को व्यवस्थित करने, वर्गीकृत करने और तुलना करने में मदद मिली।








# MATHS

## MONTH-APRIL

### ACTIVITY-GROUPS OF TENS

Place value is a vital part of communicating math as a universal language. It is a way of representing numbers that help us understand their value, compare them, and perform mathematical operations.

In this activity, students picked chits with different 2-digit numbers and pasted ten stones on the sticks to show tens value and pasted single stones to show ones on their observation sheet. Students were able to explain that ten ones are equal to one ten which is denoted by a stick, and they could also recognize the place value of each digit in a 2-digit number.



## MONTH-MAY

### ACTIVITY- UP AND DOWN

Ascending and descending order are important concepts in math that help children develop logical and practical thinking skills. They help the children to identify and arrange numbers, alphabets, and measurements from lowest to highest or highest to lowest. In this activity, students were provided with different-sized straws, glue drops and an A4 sheet. Students arranged the straws in ascending and descending order on the sheet and pasted them with the help of glue drops. Students were able to predict the correct sequence of straws in ascending and descending order through this hands-on activity.



## EVS

### MONTH-APRIL

#### ACTIVITY-PAIR AND SHARE ACTIVITY

*Sense organs are specialized organs that help to perceive the world around us. They are an integral part of our lives and it is the only way that enables us to perceive the environment. Each organ specializes in a specific type of sensory input, which is then processed to form our perception of the world. Students were taken to the ground and were guided to come in pairs to sort the names of the organs as internal, external and sense organs. Then they were guided to place them in the correct labelled boxes. This fun filled activity helped the students to differentiate between internal, external and sense organs.*



## MONTH-MAY

### ACTIVITY- GERM DETECTIVES

*Maintaining good health is crucial for overall well-being and quality of life. Being healthy encompasses physical, mental and emotional well-being, and it influences every aspect of our lives. A person's emotional, physical, and mental well-being can be defined as health. We should take care of certain things to maintain healthy state of our bodies.*

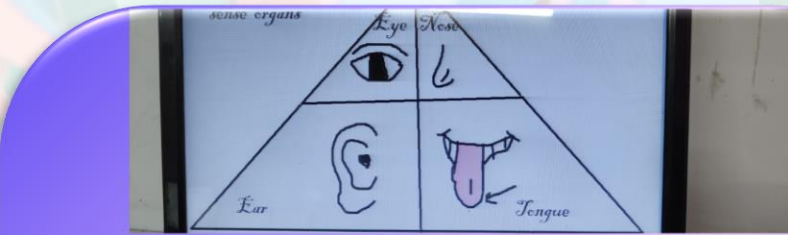
*Germ Detectives activity was conducted to demonstrate visually the spread of germs while coughing and sneezing if hands are not washed regularly. Sparkle was sprinkled on a plate by the teacher and children placed their hands firmly on it. Teacher explained that sparkle represented germs and asked children to hold their pencil box/lunch box and examine how the sparkle from their hands got transferred to the object. Students understood the importance of washing hands regularly.*



## COMPUTER

### ACTIVITY- DRAW SENSE ORGANS IN MS-PAINT

Students of class II were guided to make any 4 sense organs. What are sense organs were discussed with the students. The different sense organs as discussed during the class were- Ears, Nose, Eyes, tongue and skin. Students divided the drawing area into 4 parts using the line tool from MS- Paint. Students made use of shapes tool, Brushes, colour palette to create their sense organs. Students were very excited to create the sense organs beautifully. Students enjoyed the activity.



## CLASS 3

## ENGLISH

## MONTH: APRIL

### ACTIVITY- PUNCTUATION POCKET ACTIVITY

*Punctuation Pocket Activity was conducted in the month of April for Class III. The students were asked to make four small sized colorful punctuation pockets with labels of full stop(.), question mark(?), exclamation mark(!) and comma(,) on it and paste them on an A3 Size sheet and then they were provided few sentences to be put in the correct punctuation pocket.*



*The activity helped the students to foster creativity and use punctuation marks correctly in their writing.*

*Their wonderful presentation helped them in the development of their cognition and language skills.*

*The students participated enthusiastically and enjoyed the activity.*




## HINDI

माह - अप्रैल

### गतिविधि - वर्णमाला वृक्ष

गतिविधियाँ विद्यार्थियों में रचनात्मक सोच विकसित करने में मदद करती हैं। ये विद्यार्थियों को संलग्न करती हैं तथा उन्हें स्वयं कार्य करने के लिए उपकरण देती हैं। इन्हीं बिंदुओं को ध्यान में रखते हुए तथा स्वर और व्यंजनों को स्थाई रूप से याद कराने के उद्देश्य से कक्षा तीन के विद्यार्थियों को 'ध्वनियाँ एवं वर्ण' उपविषय पर आधारित गतिविधि 'वर्णमाला वृक्ष' करवाई गई। विद्यार्थियों ने उत्साहपूर्वक इस गतिविधि में भाग लिया। उन्होंने अध्यापिका के मार्गदर्शन में ए-4

आकार की शीट पर एक वृक्ष का चित्र बनाया। उन्होंने स्वर व व्यंजनों का उच्चारण करते हुए वृक्ष के तने पर स्वर और पत्तियों पर व्यंजन लिखे। यह गतिविधि विद्यार्थियों के लिए ज्ञानवर्धक रही। इस गतिविधि के द्वारा विद्यार्थी स्वर और व्यंजनों से भली-भाँति परिचित हुए तथा उनकी कलात्मकता, मौखिक एवं लिखित अभिव्यक्ति का विकास हुआ।



## माह - मई

### गतिविधि - संज्ञा शब्दों के चित्रों का कोलाज

अनुभव आधारित गतिविधियाँ विद्यार्थियों को समस्या-समाधान करने, स्वतंत्र रूप से अन्वेषण व प्रयोग करने और सीखने के लिए प्रोत्साहित करती हैं | मई माह में कक्षा तीन के सभी वर्गों में 'संज्ञा' पर आधारित गतिविधि 'संज्ञा शब्दों के चित्रों का कोलाज' करवाई गई, जिसमें विद्यार्थियों ने अध्यापिका के मार्गदर्शन में अपने सृजनात्मक कौशल का प्रयोग करते हुए विभिन्न संज्ञा शब्दों-व्यक्तियों, वस्तुओं, स्थानों, प्राणियों, भावों के दो-दो चित्रों को ए-4 आकार की शीट पर चिपकाकर व उनके नाम लिखकर सुंदर कोलाज बनाया | इस गतिविधि के द्वारा विद्यार्थियों के व्याकरणिक ज्ञान में वृद्धि हुई तथा वे संज्ञा के अंतर्गत आने वाले विभिन्न शब्दों से परिचित हुए |





# MATH

## MONTH-APRIL

### ACTIVITY – BUILDING NUMBERS

*In the activity, the teacher demonstrated how to form numbers using the ABACUS tool and BASE-10 BLOCKS. Students could easily read the numbers formed on the Abacus. They followed the same method, recreating the Abacus tool in their notebooks and forming numbers using bindis /stickers. Students were able to write these numbers in both numerals and words. The visual representation of numbers on the Abacus and Base-10 blocks helped students to read and write numbers comfortably. This hands-on activity not only made learning fun but also boosted the students' self-confidence by helping them understand the concepts effectively.*



## MONTH: MAY

### ACTIVITY- PLACE VALUE FLOWER

Students represented their admission number in various ways on the petals of flowers. They reviewed the concepts of place values by writing the number in word form, expanded form, its successor, and predecessor, and identifying whether the number was even or odd. This fun activity served to check their conceptual understanding. By creating beautiful flowers, students enjoyed the learning process while reinforcing their knowledge.



## EVS

### MONTH-(APRIL)

#### ACTIVITY- LIVING THINGS SCAVENGER HUNT

Scavenger Hunt Activity helped the students of Grade III to search for natural items in the environment through nature walk in the school backyard. It included a wonderful backyard treasure hunt observation sheet featuring an array of plants, flowers, creatures and other natural



objects for children to find. Each item was accompanied by a delightful hand-drawn illustration of the plant, animal or material.

Children enjoyed the activity and participated in it with full zeal and enthusiasm. This fabulous resource was great for developing language skills and prompting discussions about nature and habitats. It also helped to develop observational skills, nurtured their interest in research and investigation, and was a fun and engaging way to look around our nature.



## MONTH-MAY

### ACTIVITY- MY DREAM HOUSE

My Dream House activity helped Grade III students to recognize the different types of houses found in their surroundings. Students made a 2D model of different types of houses on coloured A4 sheet/cardboard with



the help of various materials i.e., toothpicks, buttons, wool, cotton etc. Children participated in it with full zeal and enthusiasm.

It was a visually appealing medium for students to learn the concept in interactive and engaging manner. This activity helped students to gain valuable insights into the characteristics and requirements of different types of houses. Young learners expanded their knowledge and understanding of different houses and their importance.



## CLASS: IV

### ENGLISH

#### WHAT'S THE NEWS- SUBJECT AND PREDICATE

*What's the News- Subject and Predicate Activity is aimed at helping students recognize the basic building blocks of an English sentence. For the activity, the students read the newspaper and picked five sentences randomly and identified the parts of a sentence by highlighting them with different colours. With this activity, students were able to develop a stronger grasp of sentence structure and helped them to communicate more clearly and confidently in their writing and reading skills.*



## हिंदी

### व्यंजन तरु

व्यंजनों को स्थाई रूप से याद कराने के उद्देश्य से कक्षा चार के चारों वर्गों में अनुभव आधारित गतिविधि 'ध्वनियाँ एवं वर्ण' उपविषय पर आधारित गतिविधि (व्यंजन तरु) करवाई गई। कक्षा चार के विद्यार्थियों ने उत्साहपूर्वक इस गतिविधि में भाग लिया तथा अध्यापिका द्वारा दिए गए निर्देशों को ध्यान से सुना व गतिविधि को पूर्ण किया। उन्होंने अध्यापिका के मार्गदर्शन में ए-4 शीट पर एक वृक्ष का चित्र बनाकर उस पर व्यंजन लिखे। यह गतिविधि विद्यार्थियों के लिए ज्ञानवर्धक रही। इस गतिविधि के द्वारा विद्यार्थी व्यंजनों से भली भाँति परिचित हुए तथा उनकी कलात्मकता, मौखिक एवं लिखित अभिव्यक्ति का विकास हुआ।



## अनुभव आधारित गतिविधि रिपोर्ट (मई)

अधिगम को प्रभावी व स्थाई बनाने के लिए हमारे विद्यालय में प्राथमिक स्तर पर अनेक गतिविधियाँ करवाई जाती हैं। गतिविधियों में विद्यार्थियों की भागीदारी उनके आनंद और सक्रियता को बढ़ावा देती है। विद्यार्थियों ने संज्ञा के विभिन्न भेदों की पॉकेट बनाकर उनके उदाहरण बताए व लिखें। विद्यार्थियों ने इस गतिविधि में उत्साहपूर्वक भाग लिया। इस गतिविधि

के द्वारा  
विद्यार्थियों की  
शब्दावली,  
मौखिक एवं  
लिखित  
अभिव्यक्ति  
का  
विकास  
हुआ।



## MATH

### PLACE VALUE: BUILDING NUMBERS ON ABACUS TOOL

Students of class IV were thrilled to see the ABACUS TOOL. Students were able to build 6-digit numbers on Abacus. They were able to read those numbers aloud in the class. They built a 5-digit number using bindis and stickers on their



ACTIVITY

WORKSHEET. Thereafter they also solved questions based on the place value given in the worksheet.

### ADDITION & SUBTRACTION: DICE GAME

The class was divided into teams of 6. Each team was given a die.



Each student from a team rolled the die once, thus getting 6 different digits. Each team formed the largest and the smallest 6-digit numbers using the different digits. Then each team calculated the sum and the difference of the largest and the



smallest 6-digit numbers. The team which did all the calculations quickly and accurately was declared the winner. Different rounds were played.

The students were very excited to play this game. They not only learnt how to calculate but also developed the spirit of teamwork and togetherness.

## **EVS-1**

### **FOUR LEAF EXPERIMENT**

The objective of this activity was to understand the process of stomatal transpiration in plants and to observe how applying Vaseline affects this process. For this activity students got the leaves and applied Petroleum Jelly as directed by the teacher. They set up the

experiment for a day and recorded the observations.

The experiment demonstrated that stomatal transpiration primarily occurs through the stomata, which are mostly located on the underside of

leaves. This activity reinforced the concept that stomata plays a crucial role in regulating water loss and gaseous exchange in plants.



*The activity was effective in engaging students and illustrating the concept of stomatal transpiration. It encouraged critical thinking, hypothesis formation, and careful observation.*



## **EVS-II**

### **PHYSIOGRAPHIC DIVISION OF INDIA**

*Academic and non-academic activities are the lifeblood of a school. These activities help the students in all round development. The children were asked to bring colorful papers, bindis and colors. Students were aware about the physical division regions of India. They were asked to paste the colorful papers and bindis on a political map of India, to show the various physical divisions of India and completed the activity with great zeal and enthusiasm*


*Through this activity students developed their cognitive skills which helped to think, organize and learn the various physical divisions of India.*





## **EXPLORING MOUNTAIN RANGES**

*Activities cater to various learning styles, ensuring that students with different preferences can engage and learn optimally. They were asked to collect some pictures and information on the different ranges of mountains based on the given topic. Students were aware about the physical division regions of India. They created a collage using pictures of the various mountain range. Students came ahead and shared the information which they had collected about the selected mountain range. Through this activity the students developed problem solving and decision making skills.*



## FRENCH

### PRÉSENTEZ – VOUS (DESCRIBE YOURSELF)

*Experiential learning activity on the topic 'Préentez - Vous' was conducted for the students of class IV. The activity was performed individually by all the students. The main objective of conducting this activity*



was to improve the speaking skills of students. Students were asked to describe themselves during the session. It helped them to enhance their French vocabulary and they learnt how to frame sentences in French. Students were well prepared and enthusiastic to perform the activity.

## संस्कृत

### प्रार्थना श्लोक वाचन

प्रार्थना का शाब्दिक अर्थ है विशेष अनुग्रह की चाह। प्रार्थना के समय व्यक्ति अपने इष्ट के सम्मुख जब आर्तनाद करता है अथवा निवेदन करता है, तो व्यक्ति का मन निर्मल होता है। नित्य की जाने वाली प्रार्थना से हमारा मस्तिष्क स्वच्छ विचारों को धारण कर स्वस्थ बनता



है तथा हमारे मनोविकार नष्ट होते हैं। विद्यार्थियों की स्मरण शक्ति को वृद्धि करने के लिए 'प्रार्थना श्लोक वाचन' एकल गतिविधि कक्षा में करवाई गई। विद्यार्थियों ने प्रार्थना श्लोक

को A-4 शीट पर सुंदर लेख में लिखकर व कंठस्थ करके शुद्ध उच्चारण में मधुर वाचन किया। इससे विद्यार्थियों के आत्मविश्वास में वृद्धि हुई। विद्यार्थियों ने इस गतिविधि में उत्साहपूर्वक भाग लिया तथा अपने वाचन कौशल का प्रदर्शन किया ।

## COMPUTER SCIENCE

### BEAUTIFUL DESERT SCENE

*Students of class IV were guided to make a beautiful desert scene using Paint 3D. The different brushes, shapes, etc were explained to them.*



*Students made use of a spray brush tool to make the background sky. Other brushes were also used to make objects of the scenery. The aim of the activity was to make the students familiar with the elements of Paint 3D. Students used their creative skills to make a beautiful desert scene. Students enjoyed the activity.*

## CLASS: V

### ENGLISH

#### ANCHOR CHART ON KINDS OF SENTENCES

*The students of class V were engaged in a hands-on activity to explore 'Kinds of Sentences'. They constructed an anchor chart,*



*categorizing declarative, interrogative, imperative, and exclamatory sentences. The activity was merged with their literature lesson as they were asked to write down examples of different kinds of sentences from the lesson. During an*

*interactive writing session, students filled in sentence stems with examples relevant to their experiences. Peer sharing allowed students to exchange examples and provide feedback, enhancing comprehension. This activity fostered active participation and practical application of the concepts learned.*



## हिंदी

### ‘र’ के रूप (अप्रैल)

हिंदी भाषा में स्वर और व्यंजन दोनों को मिलाकर वर्ण बनते हैं। ‘र’ एक व्यंजन वर्ण है। हिंदी भाषा ‘र’ का प्रयोग विभिन्न रूपों में होता है। कहीं ‘र’ का प्रयोग स्वर के साथ होता है तो कहीं स्वर के बिना। इस नियम के बारे में अधिक जानने हेतु विद्यार्थियों को ‘र’ के रूप गतिविधि कक्षा में करवाई गई जिसमें उन्हें ‘र’ के विभिन्न रूपों से संबंधित शब्दों को पहचानकर उससे संबंधित जगह तक पहुँचाना था। विद्यार्थियों ने इस गतिविधि में उत्साहपूर्वक भाग लिया व ‘र’ के रूप से संबंधित अपने व्याकरणिक ज्ञान में वृद्धि की।



### पंख फैलाओ भाववाचक संज्ञा बनाओ (मई)

संज्ञा हिंदी व्याकरण का एक महत्वपूर्ण अंग है, जो हमें हर दिन अनेक चीजों की पहचान करने में मदद करता है। चाहे वह एक व्यक्ति का नाम हो, एक वस्तु का नाम हो या फिर एक मानवीय भाव, संज्ञा हमें उस विशिष्ट वस्तु या वस्तुओं के समूह के नाम के रूप में पहचानने में सहायक होता है। इस उपविषय पर आधारित गतिविधि ‘पंख फैलाओ भाववाचक संज्ञा बनाओ’ कक्षा में करवाई गई, जिसमें विद्यार्थियों ने विभिन्न शब्दों से



भाववाचक संज्ञा बनाई व  
अपनी कलात्मकता का  
प्रयोग करते हुए  
गतिविधि को पूर्ण  
किया | जिससे उनकी  
शब्दावली और  
कलात्मकता का विकास हुआ



## MATHS

### ROMAN NUMERALS: BINGO ACTIVITY

*This Bingo activity was a great way to introduce the children to the topic of "Roman Numerals". The objective of the Roman Numerals Bingo activity was to reinforce the understanding of Roman numerals among the fifth-grade students in an engaging and interactive manner.*

*The activity began with a brief introduction to Roman numerals, covering the basic symbols and their corresponding values. Each student made a Bingo card containing a grid of Roman numerals.*

*The game proceeded with the facilitator calling out Arabic numerals questions and students marking the corresponding Roman numeral on their Bingo cards. The first student to complete a row, column or diagonal on their card called out "Bingo!" to signal their win.*



*The Roman Numerals Bingo activity proved to be an effective and enjoyable method for reinforcing the understanding of Roman numerals among the fifth-grade students. By actively participating in the game, students were able to strengthen their skills in converting between Arabic and Roman numerals while also fostering collaboration and sportsmanship.*

## EVS1

### ACTIVITY- CONDITIONS REQUIRED FOR SEED GERMINATION

*In our recent Experiential Learning activity, we explored the fascinating process of seed germination. The objective was to understand the essential conditions required for a seed to sprout: water, air, and warmth. Through hands-on activities and observations, students learned how these factors contribute to the life cycle of a plant.*

*Students have kept their seeds in separate cups in different conditions and observed the seeds for 5 days. They recorded their observations about the appearance of the seeds and noting signs of germination.*

*Through this experiment, students learned that water, air, and warmth are essential conditions for seed germination.*



*This experiential learning activity provided students with a*

*practical understanding of biological processes. They engaged in scientific observation, data recording, and critical thinking. The hands-on nature of the experiment made the learning process engaging and memorable, reinforcing theoretical knowledge through real-life application.*




## **EVS-II**

### **MAPPING OF LOCALITY**

*Grade 5 students were engaged in an experiential learning activity centered on mapping their locality, as part of their exploration into globes and maps. This immersive experience aimed to deepen their understanding of signs and symbols and map-reading skills. Prior to the activity, students were introduced to the fundamentals of mapping through classroom discussions, interactive lessons, and visual aids. They presented their maps on A4 size sheets, highlighted key features such as streets, buildings, parks, shops, rivers, street names, notable buildings and shared interesting observations about their locality using signs and symbols.*

*By actively participating in the mapping process, students applied theoretical concepts in a real-world context. They experienced firsthand the practical utility of maps and gained confidence in their ability to interpret and create them.*




## संस्कृत

### प्रार्थना श्लोक वाचन

प्रार्थना एक धार्मिक क्रिया है जो ब्रह्माण्ड की किसी 'महान शक्ति' से सम्बन्ध जोड़ने की कोशिश करती है। प्रार्थना व्यक्तिगत हो सकती है और सामूहिक भी। इसमें शब्दों (मंत्र, श्लोक आदि) का प्रयोग हो सकता है या प्रार्थना मौन भी हो सकती है। यह मस्तिष्क स्वच्छ विचारों को धारण कर स्वस्थ बनाता है तथा हमारे मनोविकार नष्ट होते हैं। इन सब

विचारों को ध्यान में रखकर कक्षा-पञ्चमी के विद्यार्थियों के लिए अप्रैल माह में 'प्रार्थना श्लोक वाचन' एकल गतिविधि करवाई गई। विद्यार्थियों ने प्रार्थना श्लोक को A-4 शीट पर सुंदर लेख में लिखकर व कंठस्थ करके स्वर, लय और ताल को ध्यान में रखकर प्रार्थना


श्लोक का मधुर वाचन किया। इससे विद्यार्थियों में संगीतकला का विकास हुआ और आत्मविश्वास में वृद्धि हुई। विद्यार्थियों ने इस गतिविधि में उत्साहपूर्वक भाग लिया तथा अपने वाचन कौशल का प्रदर्शन किया।



## FRENCH

### DONUT

*Experiential learning activity on the topic 'Donut' was assigned to the students of class V. Students were divided into pairs to perform the role play. The main objective of conducting this activity was to build their confidence and their orality skills. In this, they asked their name, age of each other and about their wellbeing. They also learnt how to frame the question and how to reply. Students were well prepared and enthusiastic to perform the activity.*



## COMPUTER SCIENCE

### POPULATION EXPLOSION - PPT MAKING

*Students were asked to create a PowerPoint presentation on the population of India. Contents related to the topic were given to them. They typed colourful text using WordArt feature and applied appropriate themes to change the colour of the background accordingly. Students also used pictures, bullets and numbering options of PowerPoint software to make beautiful presentations.*

